

## ENA 3

### **JURA standards for all automatic coffee machines**

Variable brewing unit, from 5 g to 16 g	■
Intelligent Pre-Brew Aroma System (I.P.B.A.S.©)	■
Additional preground coffee powder	■
Hot water function	■
Cappuccino frother	■
Height-adjustable coffee spout	■
Multi-level conical grinder	■
CLARIS / CLEARYL filter cartridge	■
High-performance pump, 15 bar	■
Thermoblock heating system	■
Integrated rinsing, cleaning and descaling programme	■
Adjustable water hardness	■
Zero-Energy Switch or power switch	■
Swiss made	■

### **Specific advantages**

Energy Save Mode (E.S.M.©)	■
Latte macchiato at the touch of a button	
Cappuccino at the touch of a button	
Aroma Boost function	
TFT colour display	
Easy Select©	

## ENA 3

Coffee à la carte

---

Powder recognition for additional ground coffee variety ■

---

Intelligent preheating

---

Sensitive-Touchscreen Technology©

---

Integrated storage compartment

---

TÜV certificate for manual ■

---

### **Settings and programming options**

---

Programmable amount of water ■

---

Amount of water can be adjusted for each preparation ■

---

Programmable coffee strength levels 3

---

Coffee strength can be adjusted for each preparation ■

---

Programmable aroma levels

---

Programmable brewing temperature levels 2

---

Hot water temperature can be programmed to 3 levels

---

Clear text / graphic display

---

Clear text display ■

---

Symbol display

---

Rotary Switch ■

---

Programmable switch-on time

---

Programmable switch-off time ■

---

Switch-on and switch-off times for each day

---

Active bean monitoring

---

## ENA 3

Monitored drip tray ■

---

Monitored aroma preservation cover

---

Integrated cappuccino rinsing and cleaning programme

---

Maintenance status display

---

### Design and materials

Alu Frame Design© 3 mm aluminium front panel

---

Aluminium front panel

---

Height-adjustable coffee spout 65 - 111 mm

---

Width-adjustable coffee spout

---

Height-adjustable cappuccino spout

---

Cup illumination

---

Connector System© ■

---

Sound design

---

### Accessories

Stainless steel vacuum milk container

---

Cup warmer Z

---

Cup warmer optional

---

Cool Control optional

---

Professional Cappuccino Frother optional




---

# Technical data



## ENA 3

### In figures

Water tank capacity	1,1 l
Coffee grounds container (servings)	~ 10
Bean container with aroma preservation cover	125 g
Cable length	~ 1.1 m
Voltage	230 V AC, 50 Hz UL: 120 V AC, 60 Hz
Power	1450 W
Energy consumption	13.5 Wh
Energy consumption with E.S.M.© 1	8 Wh
Energy consumption with E.S.M.© 2	-
Energy consumption with E.S.M.©	8 Wh
Stand-by power	0 W
Weight	9,3 kg
Dimensions (W x H x T)	23,8 x 36 x 44,5 cm
Checks	  
Article number / colour	

### JURA Elektroapparate AG

Our products are always state-of-the-art. We therefore reserve the right to make changes to technical data.